



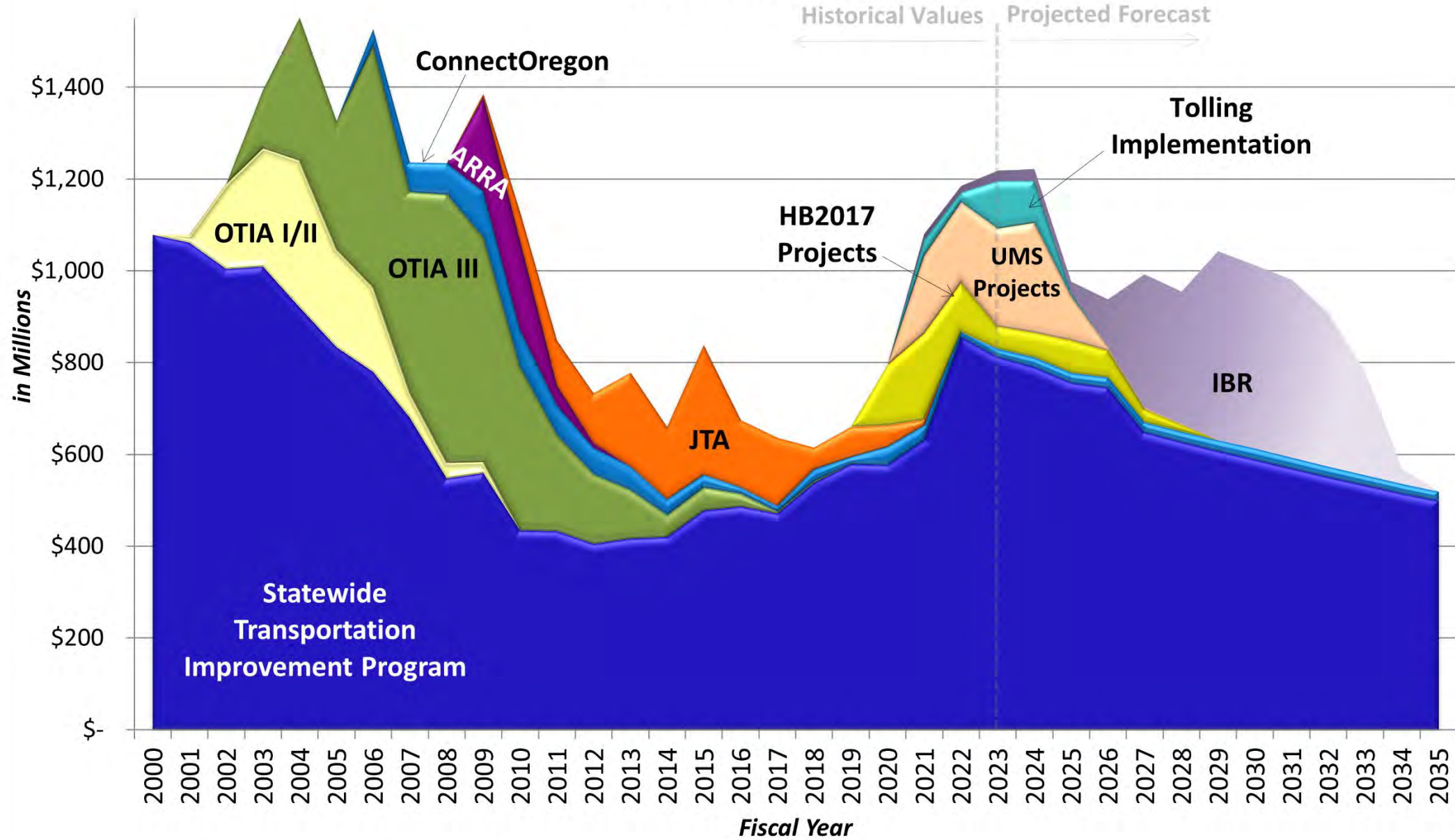
# Project Delivery Outlook and Teamwork

---

AGC-ODOT Annual Meeting | February 2024

Mac Lynde, Delivery & Operations Division Administrator

# ODOT Construction Programs Adjusted for Inflation Baseline Year 2023

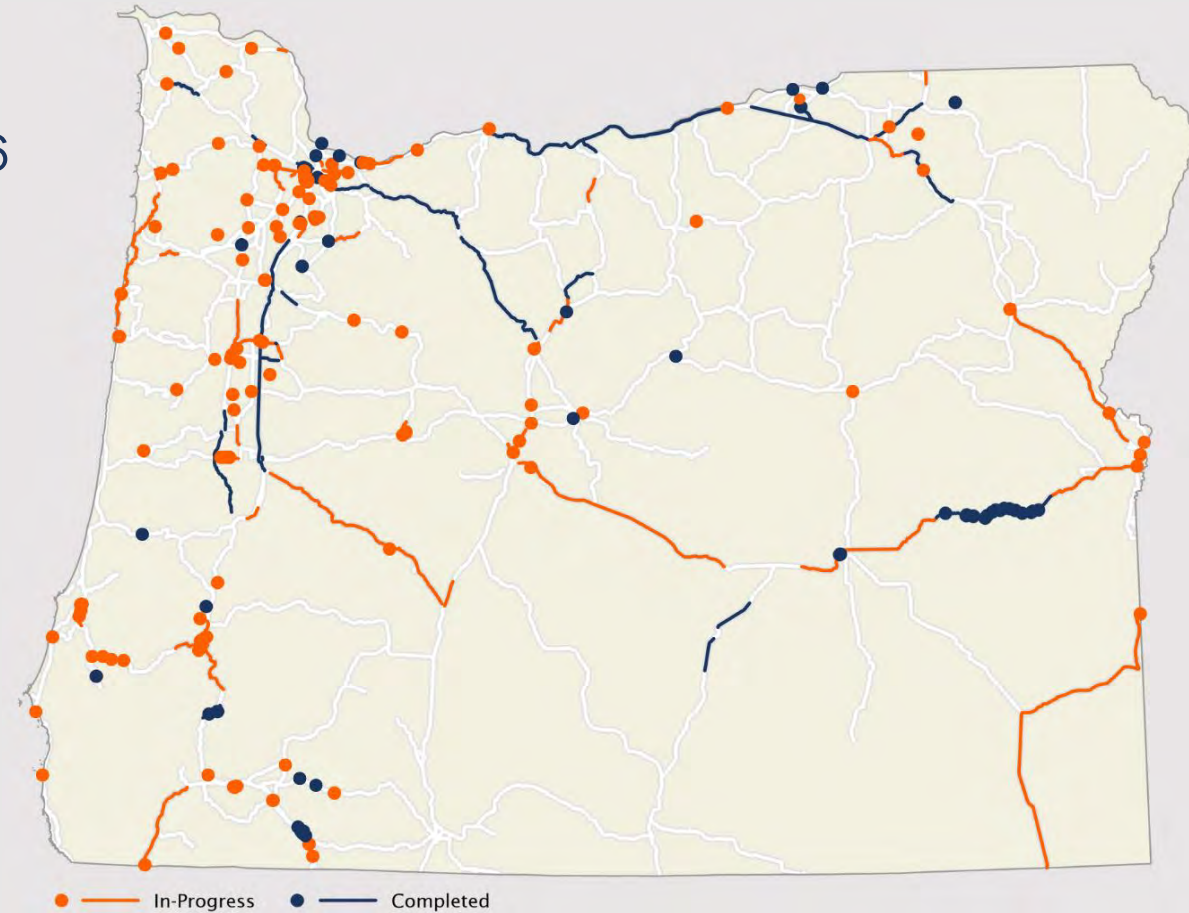
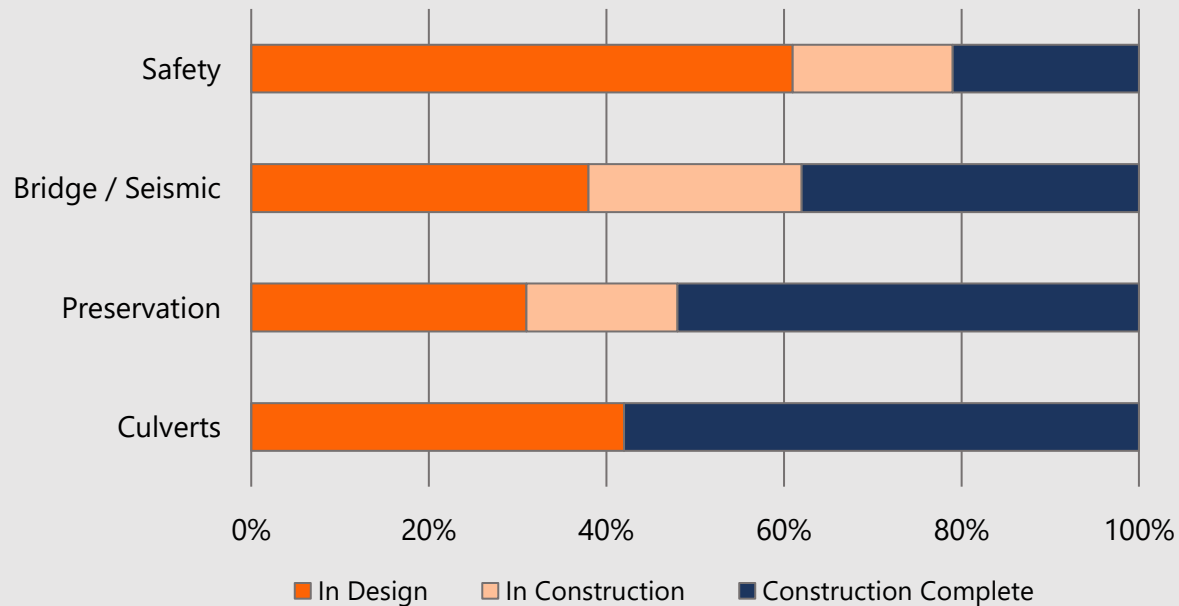


# HB 2017: STIP Project Delivery Progress

145 projects varying in size, scope, scale (2018-2027)

- Named projects: 10 complete, 6 in construction, 6 planned for construction in 2024/2025.

HB 2017 Progress: 9-year Snapshot



# HB 2017: Project Outcomes 2018-2027



## Bridges & Seismic

**33** replacements  
**513** rehabilitations



## Pavement

**500** miles paved  
**100** miles of chip seal



## Safety

**30** projects funded  
**11** addressed intersection safety  
**16** focused on vulnerable users



## Culverts

**90+** repaired or replaced

# Project Delivery Overview: What's ahead for 2024

- 24-27 STIP Projects – 292
  - 137 projects bidding or in construction.
  - 49 projects are HB 2017 funded.
- 27-30 STIP Projects
  - Kicked off – planning & scoping.
- Major investments & priority areas
  - Bridges & Seismic
  - ADA curb ramps
  - Safety improvements




# Funding Trends: Major Changes in 27-30 STIP

- ~40% reduction in Fix-It funding.
- Doubling of ADA funding, but reduction of nearly 30% of PAT funding.
- Zeroed-out historic discretionary programs, like Enhance and Mass Transit.
  - Reduced other historic discretionary programs, like Elderly and Disabled.
- Even with major reductions, only able to maximize \$70M in unallocated funds already designated to Great Streets 2.0 by OTC.

Category	2021-2024 STIP	2024-2027 STIP	2027-2030 STIP	Change
Fix-it	\$1B	\$1B	<b>\$640M</b>	<b>-36%</b>
Public & Active Trans. (PAT)	\$750M	\$800M	<b>\$584M</b>	<b>-27%</b>
ADA	\$91M	\$311M	<b>\$625M</b>	<b>+101%</b>
Local	\$535M	\$536M	<b>\$462M</b>	<b>-14%</b>
Safety	\$174M	\$190M	<b>\$177M</b>	<b>-7%</b>
Enhance	\$712M	\$200M	<b>\$ --</b>	<b>-100%</b>
Other	\$275M	\$317M	<b>\$388M</b>	<b>+22%</b>
Unallocated	<i>Distributed Above</i>	<i>Distributed Above</i>	<b>\$70M</b>	<b>--</b>
<b>TOTAL</b>	<b>\$3.56B</b>	<b>\$3.36B</b>	<b>\$2.95B</b>	<b>-12%</b>

# Projected Outcomes of 27-30 Funds

- Only paving interstates in this timeframe.
- More bridges will be load rated.
- Unable to address remaining bike/walk gaps.
- Significant reduction in asset maintenance and preservation across all modes.
- Reactive vs proactive investments.



# Looking ahead: Evolving our project delivery culture

- **Transition** in ODOT construction offices – retirements and training.
- **Opportunities** in the shift to AASHTOWare.
- **Weathering** the impacts of inflation and other market conditions.
- **Delivering** on the commitments to our communities – during construction and beyond.







Safety is our shared goal

# Thank you for your continued partnership

